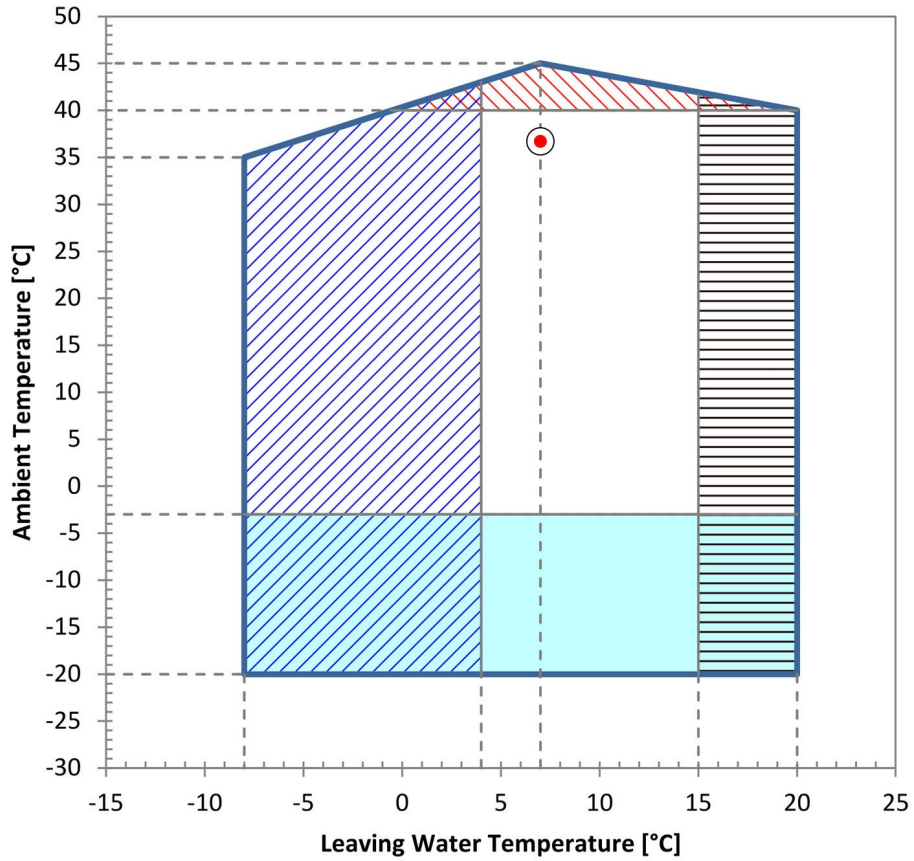







Total Air Flow	m3/h	4100
TOTAL ELECTRIC DATA (standard configuration)		
Nominal absorbed power	kW	4.63
Maximum absorbed current (FLA)	A	10,50
Maximum peak current (LRA)	A	50,00
Maximum peak current with soft-start (LRA) (optional)	A	NA
NOISE DATA		
Sound pressure level at 10m according ISO3744	dBa	51,4
Sound pressure level at 10m according ISO3744 (Low Noise version)	dBa	NA
DIMENSIONS		
Structure in galvanized steel	RAL	7035
Length	mm	820
Width	mm	615
Height	mm	1360
WEIGHT		
Empty	kg	180
FREE SPACE		
Electrical Panel Side	mm	1000
Opposite Side of Electrical Panel	mm	1000
Condensing Coil Sides	mm	1000
NOTE		
<p>All data subject to change With glycol percentage over 30% and leaving water temperature lower than 0°C, pump need to be checked by technical department TR45 option required with ambient temperature higher than 40°C LW option required with leaving water temperature lower than 4°C HW option required with leaving water temperature higher than 15°C With ambient temperature between -3°C and -20°C, LT (low temperature) option is required ENR comply with the European Regulation (EU) 2016/2281, referring to high temperature process chillers, according to minimum SEPR value.</p>		

OPERATING LIMITS



-  Operating area of standard units
-  Optional LW required
-  Optional HW required
-  Optional LT required
-  Optional TR45 required