


CREATED BY  
 NAME: LIVIU POPA  
 PHONE: +40 740 420 350  
 EMAIL: liviu.popa@joust.ro



*Freecooling chiller with scroll compressors*

**SBSF.190**

Type		scroll
System		air cooled
Cooling capacity	kW	180.8
E.E.R. at design point	kW/kW	3.33
Inlet water fluid temperature	°C	12
Outlet water fluid temperature	°C	7
Fluid type	Type	water
Glycol percentage	%	
Minimum ambient temperature	°C	-20
Maximum ambient temperature	°C	45
Design ambient temperature	°C	35
Elevation a.s.l.	m	0
Type of refrigerant gas	R	410A
Electrical feed according EN 60204-1	V/ph/Hz	400/3/50
Electrical cabinet	IP	54
<b>COMPRESSOR DATA</b>		
Number of compressors	N°	4
Number of circuits	N°	2
Compressor E.E.R.	kW/kW	3.85
Total Compressors Nominal Absorbed Power	kW	47
Total Compressors Running current RLA	A	82.8

Steps	N°	4
<b>FREE - COOLING INTEGRATED</b>		
Cooling capacity	kW	180.8
Ambient temperature for 100% Free Cooling	°C	1.6
Inlet water fluid temperature	°C	12
Outlet water fluid temperature	°C	7
Free cooling pressure drop ( Free Cooling Coil + Evaporator + Valves + piping)	kPa	114.42
<b>EVAPORATOR DATA</b>		
Number of evaporators	N°	1
Type of evaporator	Type	Shell and tube
Nominal flow rate	m3/h	31.08
Minimum flow rate	m3/h	25,0
Maximum flow rate	m3/h	45,0
Pressure drops (Evaporator + Valves + piping)	kPa	52.52
Hydraulic connections	BSP/DN	DN125
<b>PROCESS PUMP DATA</b>		
<b>Pump P3 (optional)</b>		
Maximum pump absorbed power	kW	10,20
Maximum pump absorbed current	A	17,40
Available pressure with single pump (WP option)	kPa	253.21
Available pressure with double pump (DP option)	kPa	240.83
<b>Pump P5 (optional)</b>		
Maximum pump absorbed power	kW	19,94
Maximum pump absorbed current	A	32,70
Available pressure with single pump (PH option)	kPa	491.85
Available pressure with double pump (DPH option)	kPa	479.47
<b>TANK DATA (optional)</b>		
Volume (optional)	dm3	300

Expansion vessel volume (XV option)	dm <sup>3</sup>	19
<b>AIR AXIAL FANS AND CONDENSER DATA</b>		
Number of condenser coils	N°	4
Number of fans	N°	4
Total absorbed power	kW	7,36
Total absorbed current	A	15,32
Total Air Flow	m <sup>3</sup> /h	68000
<b>TOTAL ELECTRIC DATA (standard configuration)</b>		
Nominal absorbed power	kW	54.36
Maximum absorbed current (FLA)	A	135,3
Maximum peak current (LRA)	A	279,3
Maximum peak current with soft-start (LRA) (SF option)	A	244,5
<b>NOISE DATA</b>		
Sound pressure level at 10m according ISO3744	dB(A)	58,6
Sound pressure level at 10m (low noise version) (LNJ OPTION)	dB(A)	57,0
Sound pressure level at 10m (super low noise version) (SLN OPTION)	dB(A)	54,0
Sound pressure level at 10m (extra low noise version) (ELN OPTION)	dB(A)	54,8
<b>DIMENSIONS</b>		
Structure in galvanized steel	RAL	7035
Length	mm	3300
Width	mm	2210
Height	mm	2500
<b>WEIGHT</b>		
Empty	kg	1990
<b>FREE SPACE</b>		
Electrical Panel Side	mm	1500
Opposite Side of Electrical Panel	mm	1500
Condensing Coil Sides	mm	2500

## NOTE

With glycol percentage over 30% and leaving water temperature lower than 0°C, pump need to be checked by technical department

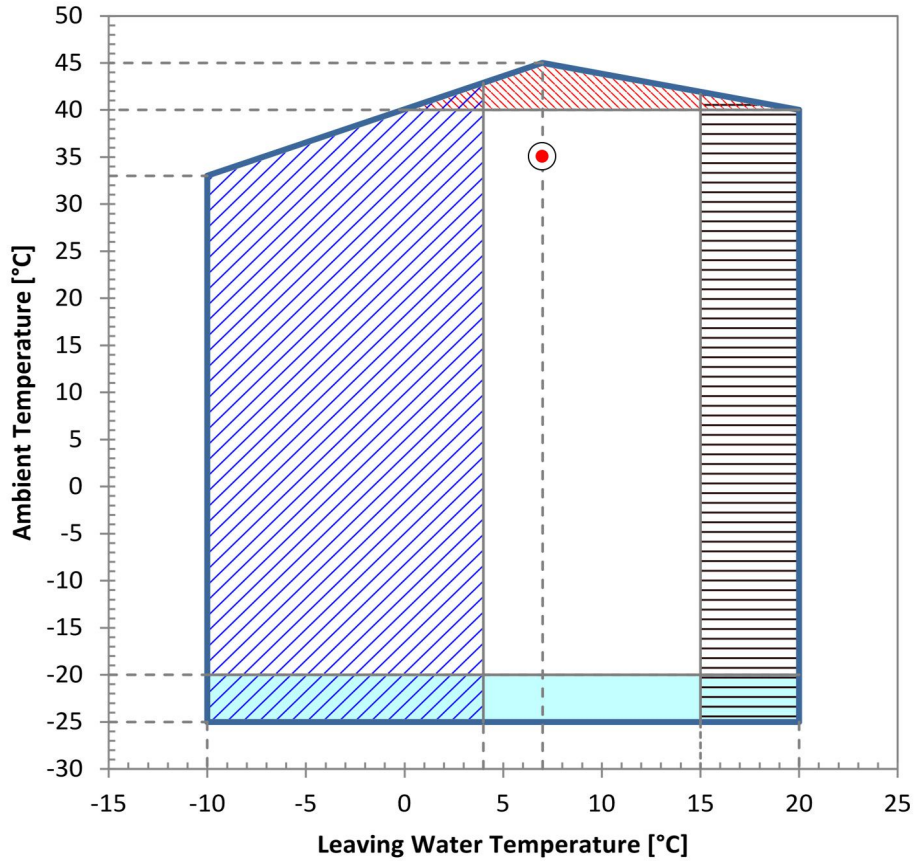
TR45 option required with ambient temperature higher than 40°C






LW option required with leaving water temperature lower than 4°C

All data subject to change

SBSF comply with the European Regulation (EU) 2016/2281, referring to high temperature process chillers, according to minimum SEPR value.

### OPERATING LIMITS



-  Operating area of standard units
-  Optional LW required
-  Optional HW required
-  Optional LT required
-  Optional TR45 required