


CREATED BY
 NAME: LIVIU POPA
 PHONE: +40 740 420 350
 EMAIL: liviu.popa@joust.ro



Freecooling chiller with scroll compressors

SBSF.240

Type		scroll
System		air cooled
Cooling capacity	kW	223.1
E.E.R. at design point	kW/kW	3.07
Inlet water fluid temperature	°C	12
Outlet water fluid temperature	°C	7
Fluid type	Type	water
Glycol percentage	%	
Minimum ambient temperature	°C	-20
Maximum ambient temperature	°C	41
Design ambient temperature	°C	35
Elevation a.s.l.	m	0
Type of refrigerant gas	R	410A
Electrical feed according EN 60204-1	V/ph/Hz	400/3/50
Electrical cabinet	IP	54
COMPRESSOR DATA		
Number of compressors	N°	4
Number of circuits	N°	2
Compressor E.E.R.	kW/kW	3.41
Total Compressors Nominal Absorbed Power	kW	65.4
Total Compressors Running current RLA	A	115.3

Steps	N°	4
FREE - COOLING INTEGRATED		
Cooling capacity	kW	223.1
Ambient temperature for 100% Free Cooling	°C	0
Inlet water fluid temperature	°C	12
Outlet water fluid temperature	°C	7
Free cooling pressure drop (Free Cooling Coil + Evaporator + Valves + piping)	kPa	134.22
EVAPORATOR DATA		
Number of evaporators	N°	1
Type of evaporator	Type	Shell and tube
Nominal flow rate	m ³ /h	38.35
Minimum flow rate	m ³ /h	30,0
Maximum flow rate	m ³ /h	55,0
Pressure drops (Evaporator + Valves + piping)	kPa	47.47
Hydraulic connections	BSP/DN	DN125
PROCESS PUMP DATA		
Pump P3 (optional)		
Maximum pump absorbed power	kW	10,20
Maximum pump absorbed current	A	17,40
Available pressure with single pump (WP option)	kPa	228.48
Available pressure with double pump (DP option)	kPa	210.14
Pump P5 (optional)		
Maximum pump absorbed power	kW	19,94
Maximum pump absorbed current	A	32,70
Available pressure with single pump (PH option)	kPa	468.85
Available pressure with double pump (DPH option)	kPa	450.50
TANK DATA (optional)		
Volume (optional)	dm ³	300

Expansion vessel volume (XV option)	dm ³	19
AIR AXIAL FANS AND CONDENSER DATA		
Number of condenser coils	N°	4
Number of fans	N°	4
Total absorbed power	kW	7,36
Total absorbed current	A	15,32
Total Air Flow	m ³ /h	68000
TOTAL ELECTRIC DATA (standard configuration)		
Nominal absorbed power	kW	72.76
Maximum absorbed current(FLA)	A	161,1
Maximum peak current (LRA)	A	349,6
Maximum peak current with soft-start (LRA) (SF option)	A	304,6
NOISE DATA		
Sound pressure level at 10m according ISO3744	dB(A)	61,5
Sound pressure level at 10m (low noise version) (LNJ OPTION)	dB(A)	58,6
Sound pressure level at 10m (super low noise version) (SLN OPTION)	dB(A)	55,6
Sound pressure level at 10m (extra low noise version) (ELN OPTION)	dB(A)	57,1
DIMENSIONS		
Structure in galvanized steel	RAL	7035
Length	mm	3300
Width	mm	2210
Height	mm	2500
WEIGHT		
Empty	kg	2300
FREE SPACE		
Electrical Panel Side	mm	1500
Opposite Side of Electrical Panel	mm	1500
Condensing Coil Sides	mm	2500

NOTE

With glycol percentage over 30% and leaving water temperature lower than 0°C, pump need to be checked by technical department

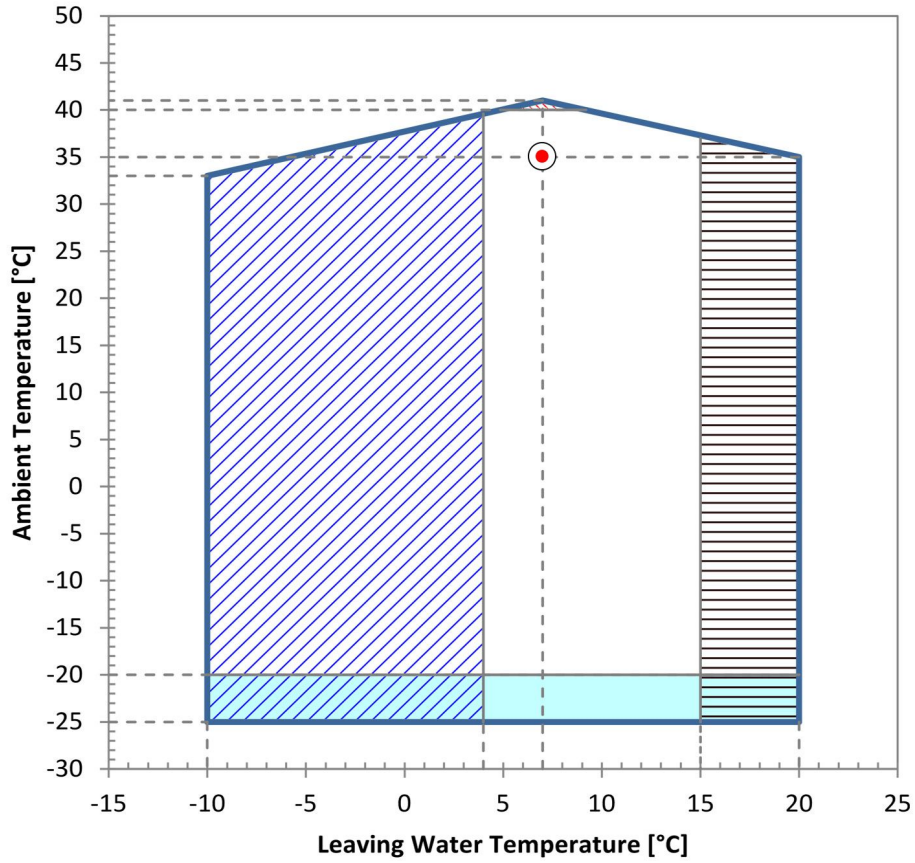
TR45 option required with ambient temperature higher than 40°C






LW option required with leaving water temperature lower than 4°C

All data subject to change

SBSF comply with the European Regulation (EU) 2016/2281, referring to high temperature process chillers, according to minimum SEPR value.

OPERATING LIMITS



-  Operating area of standard units
-  Optional LW required
-  Optional HW required
-  Optional LT required
-  Optional TR45 required